Multiple District 318

As of October 2026 Cumulative

Year	New Clubs	Dropped Clubs	Gain/ Loss Clubs	New Members	Charter Members	Reinstate Members	Transfer Members	Total Member Added	Total Members Dropped	Gain/ Loss Members
2022-2023	70	40	30	2,757	2,020	275	49	5,101	4,705	396
2023-2024	57	26	31	2,962	1,604	258	39	4,863	3,766	1,097
2024-2025	64	71	-7	2,857	1,665	545	87	5,154	4,977	177
2025-2026	71	40	31	3,438	1,696	493	72	5,699	4,541	1,158
2026-2027	20	1	19	1,239	436	90	21	1,786	464	1,322
Average	**56**	**36**	**21**	**2,651**	**1,484**	**332**	**54**	**4,521**	**3,691**	**830**

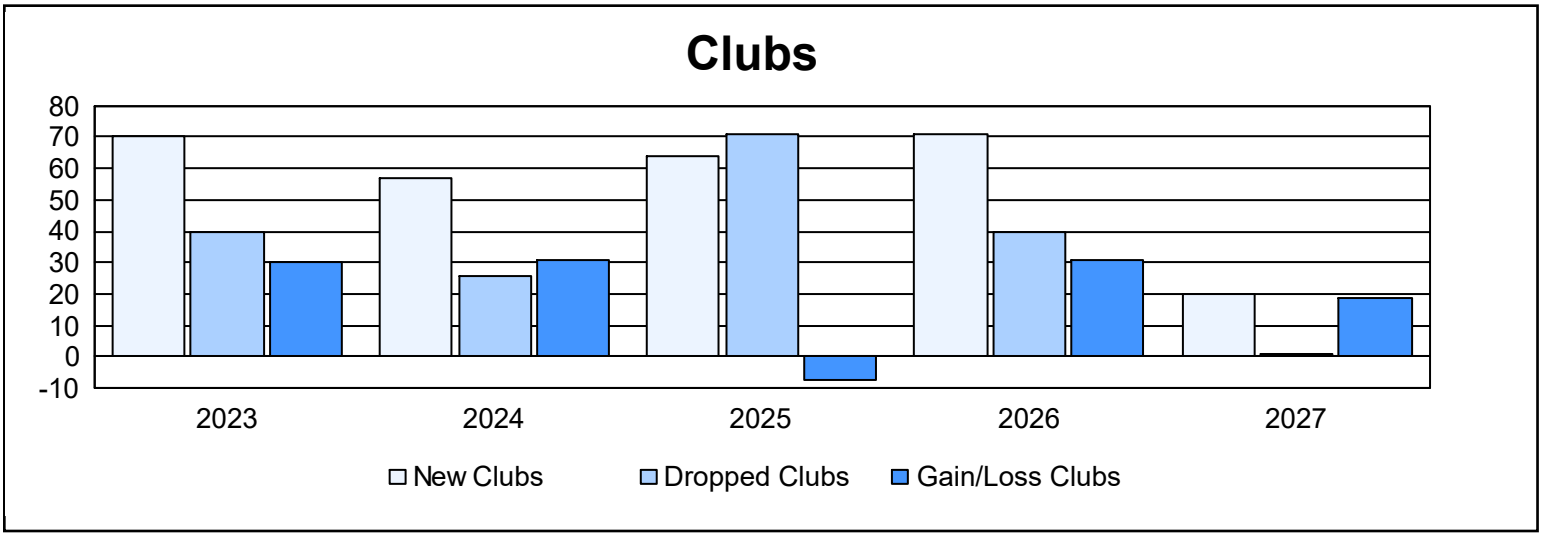

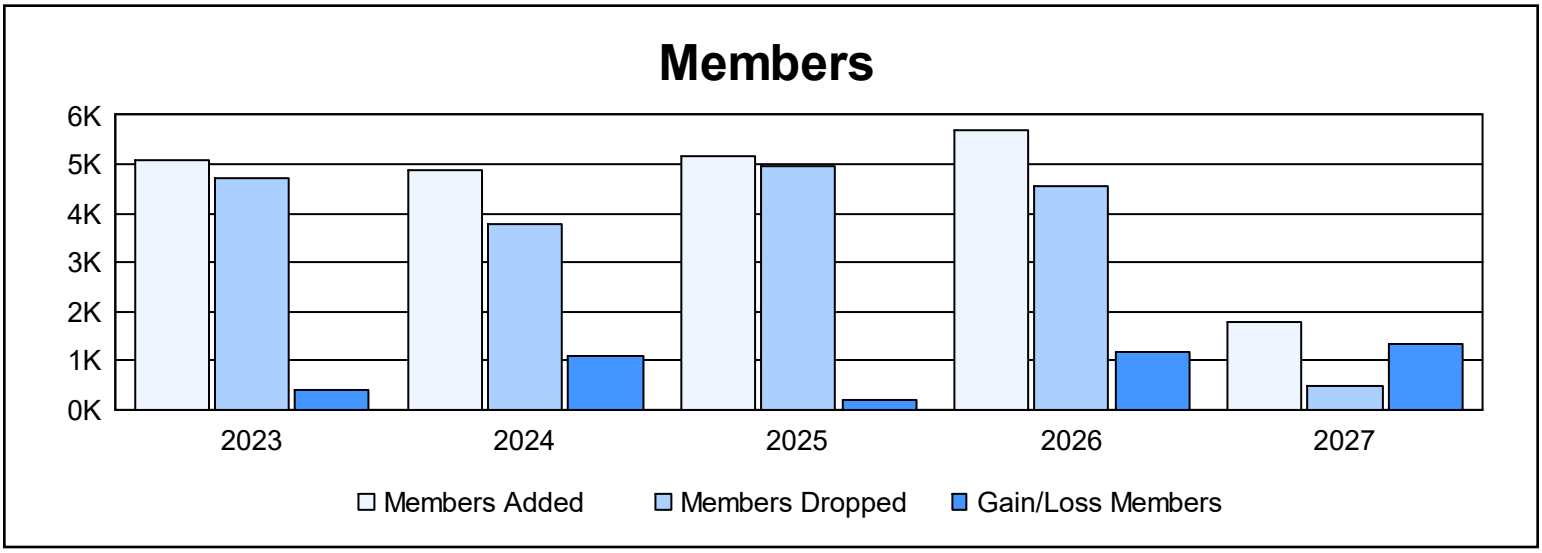

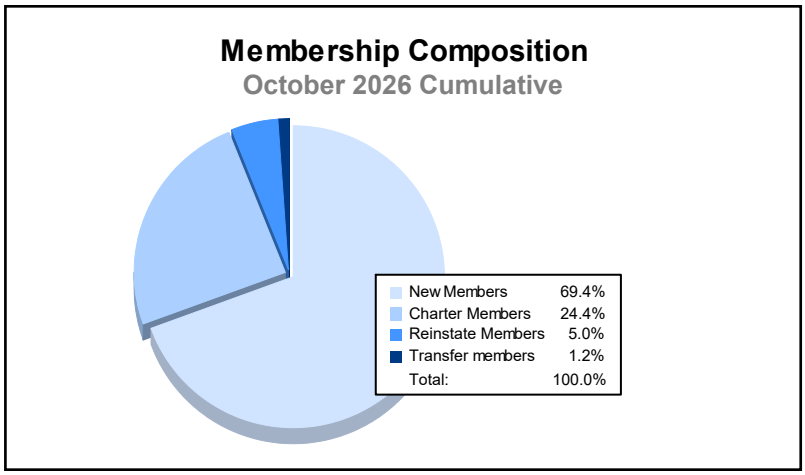
Membership Composition
October 2026 Cumulative
New Members 69.4%
Charter Members 24.4%
Reinstate Members 5.0%
Transfer members 1.2%
Total: 100.0%

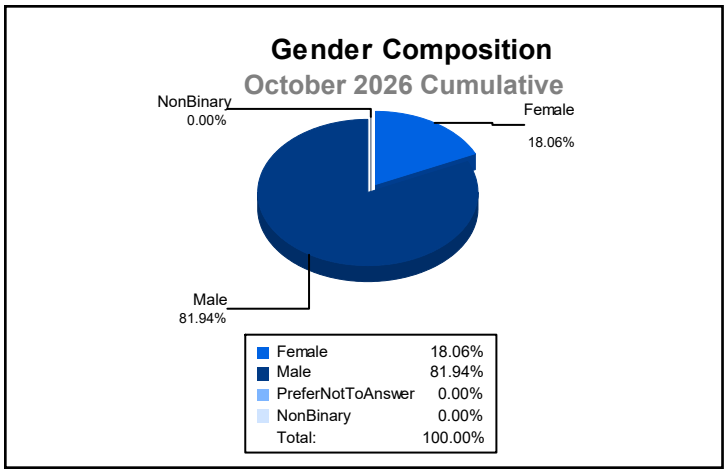
Gender Composition
October 2026 Cumulative
NonBinary
0.00%
Female
18.06%
Male
81.94%
Female 18.06%
Male 81.94%
PreferNotToAnswer 0.00%
NonBinary 0.00%
Total: 100.00%